



garden⁺place

INTERNATIONAL MAGAZINE
FOR LANDSCAPE DESIGN

#8 | 2013

www.gardenandplace.com



Zdenka Debartoli

Head of Product Group Management
Facade & Clay Landscaping Solutions

EDITORIAL

Dear Reader,

Public space and its design is in many regions still treated with neglect. It is not uncommon that design falls victim to administrative barriers, particular interests or a strong traffic and transport lobby. I speak from experience, I live in Vienna. Many beautiful cities that only have mediocre public squares would benefit from taking a look at Barcelona or Sydney. Therefore, it is all the more gratifying that the current Garden + Place issue can illustrate that it can be done quite differently. A review, including countries from Norway via Germany and Hungary to Australia, proves that clay pavers in particular can continually surprise, due to their consistent aesthetic, their long lifecycle, the warmth they radiate and their quality. Would you have thought that there are paving bricks with a silver or violet colour gradient? The architects of the "Yard" in the UK were spellbound by this discovery.

And now a word regarding our brands: some of you may have noticed that we have provided our solutions for garden, urban and landscape design under the Penter brand since the beginning of this year. The reason for this is that we want to present to you, the designer of open spaces, a more targeted range and give more prominence to our clay pavers – the result is the differentiation from "Terca", our brand for façade solutions.

I wish you an inspiring read

Zdenka Debartoli

P.S.: Have you discovered or designed a successful open space which you would like to see in our blog architectum.com or in the next Garden + Place issue?

Please send your discovery to marketing@wienerberger.com.

IMPRINT

Garden + Place, 8th edition **Media owner and publishing house** Österreichischer Wirtschaftsverlag GmbH, 1120 Wien **Publisher** Wienerberger AG, 1100 Wien **Editorial staff** Christine Müller (Österreichischer Wirtschaftsverlag), Marion Göth (Wienerberger AG) **Collaborators** Tanja Bongers (NL), Sabine Merlevede (BE), Carmen Kommer (DE), Helina Vürst (EST), Petter Askautrud (NOR), Pál Péter (HU), Elaine Liversidge (UK), Katrin Reinmaa (EST) **Photographs** Bent Rene Synnevaag (10–13), Andy Haslam (Cover, 18–21), Ruud Peijnenburg (22–23), Aarne Vesi (30–31), John Marmaras, Florian Groehn (34) **Design** Simon Jappel (Österreichischer Wirtschaftsverlag)

Garden + Place is published in Dutch, English, French, and German.

This issue was printed on environmentally friendly, chlorine-free bleached paper.

www.gardenandplace.com

facebook.com/wienerberger

youtube.com/wienerbergerofficial



06



10



24





08



14



18

04 | BRICK NEWS
Innovation | Book recommendation

05 | NATURALLY WILD
Review of Floriade 2013 | Interview with Olivier Standaert

06 | NEW PATHS BY THE WATER
Apeldoorn | the Netherlands

08 | COLOURFUL AND SLIP-PROOF –
A VIBRANT MIXTURE
FOR THE TOWN CENTRE
Hannover-Langenhagen | Germany

10 | HISTORY WITH A VIEW
Sarpsborg | Norway

14 | A TEMPLE OF SUSTAINABILITY
Houthalen-Helchteren | Belgium

16 | IN NEW SPLENDOUR
Nagykanizsa | Hungary

18 | AT THE HEART OF THE CAMPUS
Roehampton | United Kingdom

22 | CHARM OF YORE,
LUXURY OF TODAY
De Leiestert | the Netherlands

24 | PAVERS ON THE RISE
Zomergem | Belgium

26 | FOLLOWING THE TRACES OF ANTIQUITY
Szombathely | Hungary

30 | A WEATHERPROOF SOLUTION
Lahemaa | Estonia

32 | LIVING ROOM AT THE OLD HARBOUR
Köln-Worringen | Germany

34 | FAVOURITE PLACE
Shop window | Sydney | Australia

35 | ADDRESSES

LET THERE BE LIGHT!



The new Penter clay pavers with LED lighting can be subsequently integrated into existing paths and terraces.

Wienerberger Germany has expanded its product range under the brand name Penter open space solutions, to include a real highlight. Pavers with LED modules are now available and can illuminate outdoor areas and open up countless design possibilities for landscape architects.

A TRUE ALL-ROUNDER

At the push of a button, light-emitting diodes (LED) generate matt white, pleasant light – and offer a long service life of 40,000 operating hours as well as low energy consumption. Due to their high resilience the durable and frost-resistant pavers are suited for all hard landscaping areas including driveways. They are available in the colours Penter red, red-blue multi and anthracite-brown nuanced, in size 200 x 100 x 52 millimetres.



PHOTOGRAPHS: WIENERBERGER / JENS KRÜGER

The anthracite-brown multi “Dresden”, which is very popular with discerning garden owners, is available with energy-saving, durable LEDs.

Other colours and dimensions are available on request. Retrofitting LEDs in paved areas is also possible and simple to do in the case of standard formats.

STYLISH OUTDOOR SPACE

A great advantage for planners and contractors is the economic and uncomplicated installation – Wienerberger supplies all system components from a single-source: a starter pack with five LED lighting elements, transformer, floor installation box, connection sleeve, and connection cable is available. LED pavers make it possible to add stylish accentuations on terraces and in gardens – and they improve surefootedness when walking along poorly illuminated paths.

OUT INTO THE COUNTRYSIDE!



Philip Jodidio:

Landscape Architecture Now!

Projects of the best contemporary garden designers

Taschen Verlag Köln 2012, flexicover with flaps, 19.6 x 24.9 cm, 416 pages, German, English, French, ca. 30 Euros.

ISBN 978-3-8365-3676-9

One of the most exciting areas of contemporary design is landscape architecture. Regardless of the architectural style of the moment, the green areas surrounding private houses, stadiums or corporate headquarters have considerably gained in importance, not least because of our new, ecology-minded approach.

This book features the work of current top landscape designers, such as Ken Smith, designer of the rooftop garden of the Museum of Modern Art in New York or West 8 from Rotterdam. Additionally, the book presents projects by architects such as Steven

Holl and Tadao Ando, who have long attached great importance to the design of the natural environment of their buildings. There are less renowned names like Lebanese landscape architect Vladimir Djurovic as well as famous people of the calibre of Renzo Piano. Established offices like the Wirtz Family from Belgium or Gustafson Porter from the USA can be found next to young designers like Sophie Agata Ambroise from Lugano. Drawing the line between architecture and landscape architecture is not always easy. This book opens the doors and windows of today's architecture: it leads out into the gardens of tomorrow.

THE AUTHOR:

Philip Jodidio (born 1954) studied art history and economics at Harvard, and worked as editor-in-chief of the French art magazine “Connaissance des Arts” for over 20 years. He has written and published numerous articles and books including Taschen’s “Architecture Now!” series as well as monographs on Tadao Ando, Norman Foster, Richard Meier, Jean Nouvel, and Zaha Hadid. Jodidio is internationally renowned as one of the most popular writers on the subject of architecture.



NATURALLY WILD

From April to October 2012, Venlo in the Netherlands was the host town of the seventh Floriade. This time, the world's largest flower show, which only takes place every ten years, attracted more than two million visitors from all over Europe. Some of the presented garden projects were realised with clay pavers by Wienerberger. At the Floriade, Garden & Place spoke with garden architect Olivier Standaert from Belgium about the garden trends presented there, for example the wide spread use of natural materials.

This year, you visited the Floriade for the first time. Was the show a surprise for you?

Olivier Standaert: I had only seen the website and didn't have any idea of what to expect. I was surprised by the wide approach: the Floriade is about the experience of nature in the broadest sense. There were also entertaining projects and events for children. Two pavilions, namely Estonia's and Belgium's, have stayed in my memory. Estonia demonstrated what amazingly beautiful things can be created with wood. The Belgium participants had laid out a parcel of land and created the impression that the plot had been cut in two and unfolded. All in all, I was primarily fascinated by the frequent use of natural materials.

What role do natural materials play in your designs?

O. S.: I particularly love natural materials because they age beautifully over the course of time, and clay pavers are especially suited in this respect. Natural materials need not look perfectly smooth and immaculate, it is precisely the small imperfections that make them so charming. If I want to emphasise authenticity, I let clay pavers extend from the garden to the interior, or I use paving bricks to build external walls. At the Floriade I also noticed the use of re-used materials such as old stones, old greenhouses, pipes, or flowerpots. Clay pavers perfectly comply with this trend. In order to convey a casual impression, I lay pavers almost exclusively in random bond. For me it certainly doesn't have to be perfect and immaculate.

Do you primarily use clay pavers for classic garden designs, or do you also resort to something more unconventional?

O. S.: As a garden architect one needs to be open-minded about all trends to avoid getting professionally blind. Sometimes one has to break with conventions, and that's something I like to do. Once I laid out a long garden path without kerbstones. Towards

the "edge" of the path the pavers were arranged with increasing spacing between one another, a technique that created a fan effect. The last pavers almost seemed to have been left behind in the grass carelessly. Admittedly, that was unconventional, but the result is still admired today.

When we visited your office I noticed that there are few books on garden architecture in your library, but on the other hand more books on art, design, cooking, music, interior decoration, and travelling...

O. S.: That's right. I consider garden planning as a particularly creative process. People working in the creative field should always keep their eyes and ears open in many directions. There is a lot to see, but, of course, you have to want to see things. It is also important to be open-minded about other cultures and habits. I store all the impressions I gather during my journeys, city trips, hiking tours, visits to museums, or when listening to music. I don't incorporate these impressions into the garden concept the very next day, but I revert to them over time. It is primarily these things that make me what I am and constantly expand my view as a landscape architect.

”NATURAL MATERIALS LIKE CLAY PAVERS AGE BEAUTIFULLY AND NEED NOT LOOK PERFECTLY SMOOTH AND IMMACULATE

Olivier Standaert



With his "Buro voor Buitenruimten" (office for outdoor spaces) in Zedelgem, which Olivier Standaert founded ten years ago, he plans and implements calming and inspiring gardens for clients in Belgium and abroad. Standaert developed his own vision, with the focus of his projects always being on simplicity, surprise and integration into the environment. Nothing is self-evident to him. He dares to challenge the traditional and, if necessary, break with conventions or common patterns.

NEW PATHS BY THE WATER

Brick-red ceramic products as the connecting link between the old and the new – the centre of the Dutch city of Apeldoorn has outgrown itself. In this design the freshly laid Novoton clay paver plays a significant role.



Successful transformation: an area of high spatial quality has been created where the ceramic material modestly merges the old and the new.



Previously, this area was only used for parking; today, the canal embankment has turned into a well-used and vibrant public space and a popular residential area.



„A FIRED MATERIAL CORRESPONDS TO THE REQUIRED QUALITY; IT IS DURABLE AND HAS A WARM APPEARANCE.“

Jan Albert van Buuren

The integration of the brook in the Beurtvaartstreet was architecturally a minor modification, but meant a maximum effect on the experience of the city. Visual artist Tanja Smeets designed the 23 “gargoyles” out of which rainwater will be drained and flows into the brook.

Apeldoorn, a city of 160,000 inhabitants, is characterised by its impressive landscape setting. This does not come as a surprise, because it is the vibrant centre of De Veluwe, the largest continuous nature park in the Netherlands. The city's wooded surroundings, the centrepiece of which is the former royal palace, Het Loo, has a strong influence on the overall appearance and gives the city a green character.

HOUSING SPACE INSTEAD OF PARKING SPACE

So far, however, the city has treated the canal bank all along the Apeldoorn Canal as an orphan – a grey, unstructured and less than charming public space. The district literally huddles against the elegant city centre, but is devoid of any conceptual approach. However, with their design concept civil landscape architect Gerrit van Oosterom, his colleague Jan Albert van Buuren and Atelier Quadrat intervened in an area, which was until recently only used for parking. They gave the canal embankment as well as Beurtvaartstraat a completely new look.

With this re-conception of the quarter close to the city centre, the planners created an attractive zone, which emphasises the variety of building types and helps the public space to be more tangible. Beurtvaartstraat is now a popular residential area where people like to stay and linger. The canal embankment has turned into a social, well-used public space with terraces at the water and a large jetty.

When designing the concept, the planners opted for a ceramic product. “A fired material corresponds to the required quality; it is durable and has a warm appearance. The selected brown-red shade perfectly integrates into the ambience of historic and new buildings”, the designers explain. They thus succeeded to move this area closer to the city centre both visually and regarding its atmosphere. The new concept calms the previously unstructured streetscape and makes the former surroundings of the canal, which was referred to as the “city's downside”, a thing of the past.

Redesign Apeldoorn Canal Embankment

Client	City of Apeldoorn and Veluwe Water Board	
Architect Kanaalkade	Jan Albert van Buuren and Atelier Quadrat	
Architect Wiepkingstraat/Beurtvaartstraat	Gerrit van Oosterom	
Pavers used	Novoton	DF
Verfügbare Formate	WF	200 x 50 x 85 mm
	DF	200 x 65 x 85 mm
	KK70	200 x 100 x 70 mm
Completion	2011	

COLOURFUL AND SLIP-PROOF – A VIBRANT MIXTURE FOR THE TOWN CENTRE

The non-skid and modern design of the Langenhagen town centre lies at the heart of the municipal administration quarter. The Wienerberger product range offered a slip-proof paving brick solution with a particularly rough surface.



Before construction works began, the centre of the future development area was simply unpleasant.



Almost unrecognisable: in the first construction phase, an appealing and inviting pedestrian area was implemented with the Penter clay paver “red-blue multi”. In the middle, a drainage gutter was constructed using pavers.



Germany is experiencing significant demographic changes. Since citizens are getting older, it is not only important to design apartments to suit the needs of the elderly – public infrastructure, too, increasingly becomes the focus of attention. The subject of surefootedness gains in importance. Currently, this also applies to Langenhagen-Weiherfeld near Hannover. Helene-Lange-Passage, Kaltenweider Platz and Elisabeth-Granier-Passage form the centre of the development area of Langenhagen-Weiherfeld. However, the new town centre is still lacking a modern pedestrian zone and a corresponding connection to the train station. The project brief demanded “ecologically sound and safe building” – and this requirement also determined the overall concept and material selection. The relocation of the suburban train station, the existing water protection zone and the creation of several green spaces also necessitated a decision in favour of environmentally sound building materials. The naturally non-slip Penter clay paver with the custom-made “extra rough” finish was first supplied for this project. “The design of public areas that are suitable for the elderly is a topic of increasing importance. The extra rough clay paver we developed is a solution which meets these requirements”, Sven Marco Studer, head of Wienerberger Marketing, explains. The surface structure of the individually produced pavers was modified in a way that it guarantees a non-slip surface which is especially beneficial in winter.

NON-SLIP SOLUTION

“The surface of clay pavers has a pleasant look and structure. It conveys a feeling of safety to pedestrians. Such properties are important in this highly frequented public area”, architect Ina Hofmann from the landscape architecture office Irene Lohaus Peter Carl emphasises. “The colour of the red-blue multi paver matches the already existing ones, and the paver features the highest possible slip-resistance. That was especially

important for us. It looks rustic, a quality that is definitely back in fashion”, the municipal administration substantiates the material selection. Clay pavers also convince with their durability, high resistance to weather as well as low absorption of water.

CLAY PAVERS LIKE IT COLOURFUL

The colour “red-blue multi” blends in with the pavers already used in the underpass. At Helene-Lange-Passage, which was completed in 2009, the pedestrian circulation areas were paved with “red-blue multi” clay pavers arranged in rows. Concrete kerbstones as bright bordering elements add a harmonious contrast against the red paving. In the recently completed second construction phase, the core area of the new town centre was paved. Here, a staircase was integrated as part of the underpass towards the suburban train station, which was also finished with clay pavers. As the area of this construction phase will be used as a market and event square at a later date, the pavers were laid in an elbow bond so that shearing forces are better absorbed. In the third phase, Elisabeth-Granier-Passage will be finished next year. Here, too, the pavers will be laid in rows. The overall project is scheduled to be completed in 2015.


Redesign Langenhagen Pedestrian Zone

Client	Langenhagen Municipality
Architect	Ina Hofmann/Irene Lohaus Peter Carl LandschaftsArchitectur
Pavers used	Penter red-blue multi, custom-made finish extra rough
Paved area	2,880 m ²
Completion	2012



HISTORY WITH A VIEW

A peaceful place next to the hustle and bustle of the nearby motorway, with spectacular views to the Oslo Fjord, the local area and its proud history: the Solberg in Sarpsborg is considered as a dynamic meeting point between history, architecture and modern art – and it was redesigned with clay pavers.



”THE PAVERS GIVE
THE COMPLEX THE FEEL OF
A SERENE ZEN GARDEN.

Todd Saunders

A wall encloses an area of 2,000 square metres, for which clay pavers and sandstone shingles were used.

The Solberg Tower and Rest Area was completed in 2010. With its spectacular architecture it serves as a dynamic and yet serene place for encounters with nature and history. This is not without reason. The commission for the design of the Solberg Rest Area, which primarily consists of concrete, wood and clay pavers, was already precisely defined by the Norwegian Highway Department and the regional government.

THE NAME TRANSLATES “SUN MOUNTAIN”

The aim of the project was to offer a space connecting people with the rich nature and historical sites of the area, as well as creating a peaceful break for travellers on the nearby motorway. The Norwegian town of Sarpsborg is a place where travellers en route to and from Sweden like to stop over. Most of them also visit the award-winning Solberg Tower and Rest Area on a clearing in the dense forest. The area is characteristic for the green, flat and calm landscape of South Norway and testifies to a long history, which is documented by numerous Viking rock carvings and burial grounds in the surrounding forests.

CREATIVITY AS KEY ELEMENT

The assignment of designing the space was commissioned to the Canadian-born, Norwegian-based architect Todd Saunders. A unique commission, because the clients required the architect's input in not only developing the optimal design solution, but also the project's own brief. Led by a strong contemporary design sensibility, Saunders believes that architecture must play an important role in creating space, using form,

materials and texture to help evoke and shape memory and human interaction. Led by this conviction and the unique creative collaboration with the project leaders, the Solberg Tower and Rest Area began to take shape. “The way of working was very free and creative. We discussed what we needed and the architecture came out of that”, Saunders explains.

ABSOLUTELY PEACEFUL

Due to the flatness of the landscape, the construction of a tower quickly became a main part of the brief. Leading up to the tower, an asymmetrical ramp gradually rises from 0 – 4 metres, forming walls and a base to the simple nine-storey tall structure, including a simple staircase and an elevator. The complex is surrounded by a long wall composed of CorTen steel on the outside and wood on the inside surface. The wall encloses an area covering 2,000 square metres, for which clay pavers and sandstone shingles were used. Together with the concrete structures and the steel cladding, the warm coloured pavers give the complex the feel of a serene Zen garden.

To accentuate the cultural heritage of the area, seven small CorTen steel-clad semi-open pavilions were erected in the park - a collaboration project between Saunders and graphic designer Camilla Holcroft. The pavilions showcase cultural and historic information and also serve as temporary exhibition spaces for works by local artists. The architect has won both national and international acclaim for the complex, including the prestigious Arnstein Arneberg Award.



The Solberg Tower and Rest Area were completed in 2010. With its spectacular architecture it serves as a dynamic and yet serene place for the encounter of people, nature and history.



”ARCHITECTURE MUST PLAY AN IMPORTANT ROLE IN CREATING SPACE, THEREBY USING FORM, MATERIALS AND TEXTURE.

Todd Saunders

Solberg Tower and Rest Area

Client	Norwegian Highway Department in cooperation with the regional government of the Østfold District and the municipalities of Sarpsborg and Fredrikstad.	
Landscape architecture	Saunders Architecture v/Todd Saunders	
Pavers used	Bretagne	240 x 118 x 52 mm
Paved area	1,570 m²	
Completion	2010	



”THE NATURAL PAVING MATERIAL
FORMS A BEAUTIFUL CONTRAST TO THE
MODERN ARCHITECTURE.

Kristof Beernaert

The use of ceramic building materials in the form of clay roof tiles and high-quality, colourfast clay pavers reflects the project's idea of sustainability. Satisfied users are the other declared aim of the planners.

Also as a client, the municipality of Houthalen-Helchteren lives up to its innovative and environmentally conscious reputation: for the design of the 7,000 square metre forecourt, the city administration deliberately selected clay pavers as a building material. Numerous community and social facilities are brought together under one roof in the administrative centre (NAC) as the core element of the so-called “Cleantech Campus”. The long-term aim is a reduction of CO₂ emissions by 90 percent.

USING CERAMIC PRODUCTS INTELLIGENTLY

The use of ceramic building materials plays an important role in the sustainability concept of the NAC. In addition to the tower, which is clad with blue clay roof tiles, Wienerberger clay pavers were laid all around the building – the colourfast “Trendline Reno” paver fired from high-quality clay. Kristof Beernaert from Arcadis, who together with Holistic Architecture 50/5 also designed the outdoor areas, explains the selection: “The natural paving material forms a beautiful contrast to the modern architecture.” Another difficult undertaking was the levelling of the square. A fault line made from contrasting polished concrete blocks was integrated over the entire length to bridge the height difference between the access road and the entrance. The clay pavers were laid in half-brick bond, whereas the elbow bond was used for the slope down to the garages.

SUSTAINABLE AND BEAUTIFUL

Besides eco-friendliness, efficiency and development, emotion is the fourth buttress supporting the vision of the planners that has become architecture. Architecture, urban planning or the interior design should not only be economically profitable but also make the user happy and satisfied. Not least, this is also reflected in the plain contours of the dominant azure-blue building. It was designed with a roof garden as well as triple gla-


zing with integrated blinds. Rainwater is re-used, the discharge of rain and waste water is separated. Heat pumps and a ventilation system with heat recovery ensure an optimal indoor climate. Inside the building, which was insulated according to passive house standards, as much electricity as possible is saved by means of presence detectors.

In order to integrate the NAC into the landscape as attractively as possible, hedges and ornamental grasses as well as blossoming trees or shrubs, and those intensively changing the colour of their leaves in autumn were selected as important design elements. Artists Willy Van Parijs and Linde Hermans transformed a monumental support wall into a bas-relief showing human figures. So soon after its completion, the administration building is now already considered a benchmark for further private or public buildings under the banner of ecology and sustainability.

Forecourt Administrative Centre NAC Houthalen			
Client	Autonomous Municipality of Houthalen-Helchteren		
Architect	Holistic Architecture, Hasselt		
Pavers used	Trendline Reno		
Available formats	UWF 65	200 x 50 x 65 mm	
	UDF 65	200 x 65 x 65 mm	
	KKF 65	200 x 100 x 65 mm	
	IJF 65	160 x 40 x 65 mm	
Paved area	6,600 m²		
Completion	2012		

A TEMPLE OF SUSTAINABILITY

On the site of a former mine, the NAC2012 administrative building was constructed as an impressive complex, which is characterised by its minimalist, futuristic looking architecture and, above all, by its comprehensive sustainability concept.





Selecting the paving brick, architect Karádi Gábor followed the tradition of the town of Nagykanizsa to use frost-proof pavers for paving walkways.

Nagykanizsa town renovation	
Client	Nagykanizsa Megyei Jogú Város Önkormányzata
Architect	Karádi Gábor
Pavers used	Piazza, red rough 245 x 120 x 65 mm in combination with La Linia concrete blocks granite light
Paved area	4,000 m ²
Completion	2011



IN NEW SPLENDOUR

Tradition meets innovation. In the Hungarian town of Nagykanizsa, an area was reunited that was once a unified whole. The result is the reconstruction of a historic square in the town centre, which finds its expression in the hard landscaping.



For Nagykanizsa, a town in Hungary, 2010 was a special year: the planners and the municipality won a special prize for the complex town renovation concept, which was awarded in the context of the eighth European Towns and Areas Planning Competition in the “already approved, but not yet implemented projects” category. The first phase and central element of the comprehensive urban regeneration programme was the reconstruction and redevelopment of Erzsébet Square in the town centre, which aimed at a clear reduction and reorganisation of inner-city traffic. Simultaneously, measures were taken for the redevelopment of the town centre. The road and the car park, which divide the square into two sections, were brought together as an integral element with functions for the town, the community and the retail business. The focus of works was directed at the creation of a European atmosphere, where people would feel comfortable. Additionally, all services a town has to offer should be concentrated and available in one space.

THE TRADITIONAL, REINTERPRETED

The commissioned architect Karádi Gábor selected clay pavers for the design of the square. He thus followed the tradition of Nagykanizsa to use frost-proof pavers for paving walkways. The redesigned square shows almost all laying patterns – from elbow and stretcher bond to herringbone bond and arches. Principally, the area is intended for pedestrian traffic, and for this reason it was finished with flatly laid pavers. In places where motorised traffic is also to be expected, the pavers were turned sideways. It was a special challenge to correctly join the two different materials – paved area and limestone slabs – and merge them to generate an appealing appearance. The team from Wienerberger and Semmelrock were involved in advising the architect and also in ensuring the quick and timely supply of paving materials to the construction site. The ambitious specifications defined by the town hall were met: the project was completed within a week.





AT THE HEART OF THE CAMPUS

The jury of the Brick Development Association Awards 2012 had a hard time finding points of criticism in this project so perfectly elaborated in all creative details. The résumé of the evaluation: “The Yard” as a newly created, central meeting point of the Roehampton University campus won in the “Best Outdoor Space” category. The paved square became the generous centre of the British Roehampton University. A place of encounter, communication and recreation.





”THE ARCHITECTS INTERACTED WITH THE EXCEPTIONAL BUILDING RUINS AND GROUND CONDITIONS REVEALED BY THE DEMOLITION OF THE WORKSHOPS – AND USED THIS QUALITY TO REDUCE ENVIRONMENTAL WASTE.

The Yard, Roehampton University, London

Client	Roehampton University
Architect	Henley Halebrown Rorrison
Pavers used	Herne Dark Brindled Slimpave 210 x 48 x 70 mm
Paved area	1,600 m ²
Completion	2012





“The Yard” has become a central space with a high spatial quality inviting people to linger. The spacious area is enlivened by the varied and changing appearance of the clay pavers and a playful dialogue of scale.

For a long time, today’s “Yard” of Roehampton University was doomed to a shadowy existence: the area was previously full of storage buildings and sheds. A new master plan by architectural practice Henley Halebrown Rorrison should finally free this core site at the university in London from these utility buildings. “The project replaces an old trade yard and workshops at the heart of the campus with a new public space that links Froebel and Digby Stuart Colleges, which were once separated by a boundary wall”, the architects explain.

NEW OPENNESS

When designing the newly created generous square, the architects decided to use brick in the form of clay pavers. The sole use of clay pavers helped to unify the old and the new, whilst simultaneously complying with the restrictive requirements of monument conservation. New structural openings have been made to open up views from the chapel and a café to the Yard. The historic boundary wall has been reduced in height and buttressed within the Yard to make it structurally sound. Additional openings with flat arches at the top continuing the course of the wall were introduced to link the historic Froebel garden and the courts.

WALLS AND FOOTPATHS

To the north a new covered walkway has been carved out of an existing building. The free-standing Flemish-bond walls, which also serve as benches, convey the impression of the paver’s solidity. The one-third stretcher bond brick skins are used as building envelopes. The new brickwork was drawn over existing walls, which were exposed during

demolition works. The paving is laid in a variety of bonds including one-third stretcher and herringbone bond. Benches built into niches and copings are made of cast and etched reconstituted stone.

PLAYFUL DIALOGUE OF SCALE

Unusual properties of the used clay paver are its thinness and colour: during the firing process, the colour varies and turns purple, silver, red, and brown. The water-struck clay paver with a correspondingly rough surface quality is thinner than standard formats. The distribution of the silver pavers was left to the bricklayer. In the large, uninterrupted brick-paved areas, these silver elements enliven the surface.

The depth of jointing also varies: in structural walls it is recessed, for bench back-rests it is flush, whilst paving joints are tightly sanded or deliberately laid in a matrix of fine-grained gravel to promote the growth of vegetation. By using 12mm bedding joints, five courses of new brickwork corresponds exactly with four courses of standard bricks of the existing walls, giving rise to a playful dialogue of scale. Lime forms part of the black brown mortar within to eliminate expansion joints.

These special, thin clay pavers offered greater scope for expression because of their non-standardised dimensions and their varied range of surface finishes. Though the appearance is ever changing – or exactly because of that - these fired brick surfaces give this space an unmistakable identity. “The Yard” thus creates a new intersection at the heart of the campus. It has become a place where people work and come together.

CHARM OF YORE, LUXURY OF TODAY

The five-star recreation park De Leistert in Leudal, the Netherlands, offers a whole variety of spatial generosity ranging through to the elegant small scale of its paved footpaths. The charm of yore can thus be merged with luxury of today.

The Dutch province of Limburg borders on Belgium and Germany; it is considered as a buoyant part of the Netherlands. The five-star recreation park De Leistert, which was expanded with 225 luxurious holiday bungalows designed by the office Zeelenberg Architectuur, is situated here, in the rural municipality of Leudal.

The De Leistert country estate is a retreat for people seeking quiet and space. The original atmosphere was reconstructed with shade-giving avenues, gardens and meandering creeks. The holiday homes are designed in a number of variants and styles, but all of them show a relation to the traditional Limburg farmhouse. Thatched roofs or roof tiles, characteristic shutters, bright and dark brickwork dominate the nostalgic architectural appearance. Buyers can also choose between standard and luxury versions. The villa-like small houses are available for five, seven, nine, eleven, or thirteen people. The adjoining leisure facilities can be reached via the inviting footpaths of the recreation park.

HAND-PICKED

Corresponding to the detailed scale of architecture, the paving between the generous plots was also designed to be deliberately detailed. In contrast to the asphalted paths, the play of lines and the large number of nuances and changing bonds are particularly striking. Fired long and cobble formats were used for squares, paths and driveways. Because of strict quality requirements, differences in size and small areas, the majority of paving was done manually. Only the lawn pavers and kerbstones were laid mechanically. The wonderful park with its elaborate paving combines skilled work of the past and the present. More than 200 of the 225 apartments have already been sold.



Five-star recreation park De Leistert

Client	Acrus Zuid / Dresenhof	
Architect	Zeelenberg Architectuur	
Pavers used	Padova	LF
	Padova	KK70
	Mastiek	KK70
	Siena	KK70 + DF
Available formats	WF	200 x 48 x 85 mm
	DF	200 x 64 x 85 mm
	KK70	200 x 99 x 70 mm
	LF	240 x 60 x 80 mm
Completion	2011	





”THE ORIGINAL ATMOSPHERE WAS RECONSTRUCTED WITH SHADE-GIVING AVENUES, GARDENS AND MEANDERING CREEKS.



This recreation park has a deliberately nostalgic appearance. It is a luxurious retreat for all those looking for tasteful and sedate relaxation. The clay pavers of varying sizes and diversified colours also correspond to this familiar, detailed scale.



PAVERS ON THE RISE

Driveways, park areas and terraces as well as earth and drainage works are a speciality of VPK-Albo from Zomergem (East Flanders). Tanio Van Paemelen and David Teerlinck have been jointly running the enterprise since 2005. Garden + Place spoke with Tanio Van Paemelen about their latest project, where clay pavers play a leading role.





When designing the paved areas, the planners attached great importance to suggesting the special character of a historic complex with the corresponding signs of usage.

The restored farmhouse discreetly blends in with the rural landscape near Bruges. However, appearances are deceiving because in reality the allegedly old farmyard is a new building. Out of respect for the character of the surroundings, old or old-looking materials were used. Tasteful, historically correct details like weathered roof tiles, shutters, gutters, or dormers suggest that this is a historic farmstead. The use of clay pavers for the driveway, parking area and terrace also contributes to this effect.

AUTHENTICITY AND SOLIDITY

"The paving should be perfectly coordinated with the aura of the surroundings. At the same time, the project has to convince with its solidity and sustainability. We selected "Oud Veendam" in the Waal format, a rumpled clay paver by Wienerberger with a purple shade. All areas were laid in a classic half—brick bond, giving special attention to the underground", Tanio Van Paemelen explains.

The overall area with almost 1,000 square metres consists of a 100-metre long driveway, a car parking area and a footpath with terraces. The structure of the driveway was executed with geotextiles, a 40cm foundation composed of grit and a compacted sand-cement bed, on which the paving bricks were laid as two parallel stripes. In view of the required stability, grass was sown in lawn grid pavers between these stripes. The parking area, which is paved with clay pavers, was constructed on the same foundation

” DESPITE ECONOMICALLY UNSTABLE TIMES, THE MAJORITY OF OUR PRIVATE CLIENTS CONTINUE TO FOCUS ON QUALITY AND DECIDE IN FAVOUR OF CLAY PAVERS.

Tanio Van Paemelen

as the driveway: it now supports the weight of a large lorry. A parking strip consisting of porphyry grit in gravel grids was constructed to facilitate turning manoeuvres.

LET THERE BE LIGHT

Every eight metres, LED lights were installed between four clay pavers in the grass on both sides of the paved stripes. Their warm colour now bathes the surrounding trees in atmospheric light. About 70 spots altogether guarantee additional safety and add playful accentuations. The combination of paving bricks, grass and gravel mean that the area does not require additional drainage. Rainwater is collected and diverted towards the green area at the driveway as well as the gravel stripes of the parking area.

QUALITY COMES FIRST

Not without a certain pride Van Paemelen states that "despite economically unstable times the majority of our private clients continue to focus on quality and decide in favour of clay pavers. The consistently increasing number of visitors to our separate exhibition room for ceramic products as well as the 15,000-square metre of clay pavers we lay every year are the best proof of this."


Restored Farmhouse, Zomergem

Client	Private	
Landscape architect	VPK-Albo	
Pavers used	Oud Veendam	DF
Available formats	WF	202 x 50 x 88 mm
	DF	202 x 67 x 88 mm
Paved area	800 m ²	
Completion	2012	



FOLLOWING THE TRACES OF ANTIQUITY

The remains of the almost 2,000-year-old Iseum Savariense, one of temples dedicated to the Egyptian goddess Isis, could be saved from falling into ruins. The often highly stressed architecture in Szombathely is regarded as the fourth largest Iseum of the Roman Empire. With the help of clay pavers the history-charged location won back its full charisma.





Reconstruction of Iseum Savariense, Szombathely restoration of the old town, II. phase	
Client	Township of Szombathely
Architect	Dr. Mezős Tamás
Pavers used	Siena light red, antique cut to size in the course of laying: 125 x 62 x 50 mm
Available formats	250 x 120 x 50 mm
Paved area	1,100 m ²
Completion	2010



Archaeological finds confirm that in ancient times fired clay was widely used for paved areas. Therefore, high-quality clay pavers were predestined for this project and give the Iseum its full charisma.

Since September 1, 2010, the county capital of Szombathely has another sight worth seeing. On that day, the institution Iseum Savariense, an archaeological workshop and treasure trove, was opened after thorough restoration. The refurbishment was a matter of great urgency because the sanctuary, which was built from stone at the time of Emperor Hadrian with its façade being directly adjacent to the Amber Route, was already in critical condition. Even though the presbytery had been continuously restored since its discovery, a reconstruction had become inevitable nonetheless.

ANTIQUITY SERVING AS A MODEL

Archaeological finds confirm that in ancient times fired clay was widely used for paved areas. That is why clay pavers as durable, aesthetic and high-quality material were predestined for this project. Architect Mezős Tamás had a very clear concept of what the floor paving should look like: he wanted a warm, Mediterranean colour scheme to create a special "Roman" impression, and he wanted to use a very special format giving an ancient impression. Eventually, only Wienerberger was flexible enough to manufacture the intended paving brick format. Brick expert Pál Péter's and his team developed the solution: the experts cut the pavers into four pieces of the same size on the construction site, rumbled them in a concrete mixer and subsequently treated them with a hammer.

That way they succeeded to produce patinised pavers with a special format. "The reconstruction of the Roman-time presbytery and the new building in the context of an age-old building was an absorbing task. The other interesting challenge was the design of the new museum around the reconstructed presbytery and taking stylistic reference from the existing historic buildings", architect Dr. Mezős Tamás summarises not without a certain pride of the successful execution.

HIGHLY SYMBOLIC

Finally, the project could be implemented with EU subsidies. This funding made it possible to undertake the redesign of the central Iseum building by reconstructing the presbytery. The result is a museum complex with its overall area perfectly blending into today's environment. The former cash desk building was converted into a reception room, and the central podium temple comes very close to the ancient Roman model. The surrounding area is used as a U-shaped museum building, and an interactive exhibition following the original interior design now awaits the visitors. The new institution serves as an archaeological research institute and a repository and as a scientific training base and workshop. Excavation finds as well as religio-historical finds are exhibited.



A WEATHERPROOF SOLUTION

The harsh climate of the Estonian Lahemaa National Park holds plenty of challenges for building materials – and also for planners like landscape designer Seidi Küttis, who intuitively resorted to clay pavers when designing the outdoor space around a private house.

The village Püdisoo is located in the middle of the idyllic Lahemaa National Park. Here, a new private home was built in immediate proximity to very old block houses. The arrangement is a very successful example of merging existing and new buildings to form an elegant natural ensemble. The construction of the new building, which now takes the place of an old farmhouse, was completed seven years ago. Landscape designer Seidi Küttis from OÜ Ojassaar was commissioned to design the area around the residence, and she did so with the utmost thoughtfulness and without disturbing the natural environment. She even succeeded in enriching the surrounding area with her design. The owners wanted a natural setting for their residence with every season providing an ever changing backdrop. As the site is located next to a river and close to the sea, the landscape designer used perennial grasses, pines and junipers to create and design a natural environment.

SOFT TRANSITIONS

As the owners loved Küttis' work, she was now asked to extend her design on a 500 m² open space. This area also had to fit in with the surroundings. Therefore, Küttis sug-

gested using red and earthy coloured clay pavers matching the style of the residence. The brick-red pavers were selected for the edges as contrasting elements. "To get the right angle for the joints, we laid out a cobweb of guiding lines before actual paving. Admittedly, it can take up to three times as long to lay clay pavers than concrete pavers, but the result is ten times better", Seidi Küttis contently comments on her decision. Corresponding to the Estonia climate, this selection turned out to be perfect because the natural colours of the clay pavers remain unchanged even over long periods. Paving bricks from fired clay exceed conventional concrete paving stones also regarding their water and cold resistance. Additionally, ecological pavers guarantee good water drainage, which was important due to the sloping site.



”ADMITTEDLY, IT CAN TAKE UP TO THREE TIMES AS LONG TO LAY CLAY PAVERS THAN CONCRETE PAVERS, BUT THE RESULT IS TEN TIMES BETTER.

Seidi Küttis


Private residence, Lahemaa

Client	Private
Landscape designer	Seidi Küttis, OÜ Ojassaar
Pavers used	Aseri Terra Aseri Red with rough surface
Available formats	200 x 100 x 52 mm
Paved area	500 m ²
Completion	2012



Landscape architect Seidi Küttis opted for colourfast and weather-resistant Wienerberger clay pavers, which were also manufactured nearby.

01 | What was until recently a non-descript area of fallow ground has been converted into the so-called “Mündungspark” (estuary park) within six weeks. Cologne-based landscape architect Dirk Melzer redesigned this prominent open space with a view of the river Rhine, thereby taking reference from the typical brick architecture in the surroundings. Numerous functional buildings, such as the oval waterworks (in the background), take up this tradition.



LIVING ROOM AT THE OLD HARBOUR

The Köln-Worringen District has been enriched by creating an attractive public space with a contemporary landscape architecture. The vibrant brick-red colour of the clay paver dominates the new place of recreation, the rest area and lookout at the old Worringen Harbour.



02 | Looks like home – but the seating furniture is made of facing bricks, and the rug with fringes and border is made of clay pavers. Landscape architect Melzer selected this “private” design vocabulary to promote a strong identification of the residents with their park.



03 | The compact form is characteristic for the pieces of furniture. In the workshop, the single facing brick elements are joined by means of simple metal anchors to form pieces of furniture.



04 | The overall design of the “Mündungspark” subordinates to bricks being the specified material. Therefore, a small area of the rest area and lookout was laid out in the form of a “brick rug with fringes and border”.



05 | To be independent of the weather and complete the work on time, the seating furniture were completely pre-fabricated in a workshop and then transported to the “Mündungspark”.



06 | A two-seater sofa, two armchairs, a stool, and a low table, which were positioned on site by a crane, serve as seats. The furniture weighs up to 1.75 tons.



07 | The facing bricks used were selected in a standard format, the dark joints are recessed. The curved ends of the “upholstery” were shaped by hand.



08 | The brick furniture is deliberately over-sized so that they integrate into the proportion of the site. The green area convinces with its recognition value, which is further emphasised with lamp shades in pearly orange and oxide red neighbouring walls.



09 | The original living room suite now invites people to linger. It was arranged with a view to the river Rhine and the old harbour so that the open-air living room becomes a perfect home cinema with an endless film at the waterway.

FAVOURITE PLACE

A public park emphasises the significance of Darling Harbour’s industrial heritage and makes the harbour a regional centre of attraction. The core element is the huge playground, where children can channel water in various directions.



In Sydney’s Darling Quarter, which is designed for social sustainability as well as environmental and family friendliness, a 4,000-square metre children’s playground— the largest one in the Central Business District (CBD) - forms the core element of the outdoor facilities. Its design is based on the appearance of the historic water landscape of Darling Harbour and adapts the original landscape in the form of abstract and intertwined waterways. This layout creates an adventurous, innovative and equally interactive place for children and families. Generally, the transformation and redesign of public spaces in this district ranks among the most important urban development projects in Sydney. Currently, 16 different awards document the urban quality of this redesigned urban space, including the President’s Award, the highest landscape architecture design award in the Asia-Pacific region, the Chicago Athenaeum Museum of Architecture and Design International Architecture Award as well as the Australia Award for Urban Design. The concept, which was developed by Aspect Studios, comprises an overall area of 1.5 hectares and includes a commercial zone, a public park, two six-star shopping centres, and a new pedestrian zone.

BLUE INSTEAD OF GREY

With primary attention being directed at top quality and sustainable initiatives, the Darling Quarter has set a new benchmark for the public sector at Darling Harbour. Clay pavers were used for the pedestrian boulevard to integrate the new appearance of the public space into the environment of Darling Harbour. At Darling Harbour, clay pavers in public pedestrian areas look back on a tradition which is over twenty years old. The pavements leading towards the Sydney Central Business District were paved in blue to create a connection to the dark grey paving bricks used for all pavements in the city.



Darling Harbour, Sydney

Owner	Sydney Harbour Foreshore Authority
Client	Lend Lease
Landscape architecture	Aspect Studios (Lead consultant)
Paved area	15,000 m ²
Completion	2011

AUSTRIA

Wienerberger Ziegelindustrie GmbH
Hauptstraße 2
A-2332 Hannersdorf bei Wien
T: +43 1 605 03-0
office.at@wienerberger.com
www.wienerberger.at

DISTRIBUTION OF CLAY PAVERS VIA:

Semmelrock Stein+Design
GmbH & CoKG
Stadlweg 30
A-9020 Klagenfurt am Wörthersee
T: +43 50 38 38 – 2
office@semmelrock.com
www.semmelrock.com

BELGIUM

Wienerberger NV
Kapel ter Bede 121
B-8500 Kortrijk
T: +32 56 24 96 35
info@wienerberger.be
www.wienerberger.be

BULGARIA

Wienerberger EOOD
St. Pimen, Zografski Str. 4
Office Building 2, Floor 2, Office 1
BG-1172 Sofia
T: +359 2 961 54 60
office.bg@wienerberger.com
www.wienerberger.bg

DISTRIBUTION OF CLAY PAVERS VIA:

Semmelrock Stein+Design EOOD
Podbalkanski put, Shose 6 (E 871)
Grigorevo
BG-2100 Elin Pelin
T: +359 (2) 90 224 00
office.bg@semmelrock.com
www.semmelrock.bg

CROATIA

Wienerberger Ilovac d.d.
Donje Pokupje 2
KR-47000 Karlovac
T: +385 47 69 41 00
office.hr@wienerberger.com
www.wienerberger.hr

DISTRIBUTION OF CLAY PAVERS VIA:

Semmelrock Stein+Design d.o.o.
Otok Oštarijski 4e
HR-47300 Ogulin
Tel. +385 47 819 200
semmelrock@semmelrock.hr
www.semmelrock.hr

CZECH REPUBLIC

Wienerberger cihlářský průmysl, a. s.
Plachého 388/28
CZ-37046 České Budějovice
T: +420 383 826 111
info@wienerberger.cz
www.wienerberger.cz

DENMARK

Wienerberger A/S
Rørmosevej 85
DK-3200 Helsingør
T: +45 70 13 13 22
info@wienerberger.dk
www.wienerberger.dk

ESTONIA

Wienerberger AS
Tallinna esindus
Room 215, Peterburi tee 46
EE-11415 Tallinn
T: +372 6181 900
tallinn@wienerberger.ee
www.wienerberger.ee

FINLAND

Wienerberger OY Ab
Strömberginkuja 2
FIN-00380 Helsinki
T: +358 9 565 58 70
office@wienerberger.fi
www.wienerberger.fi

FRANCE

Wienerberger SAS
8, Rue du Canal – Achenheim
F-67087 Strasbourg Cedex 2
T: +33 3 90 64 64-64
contact@wienerberger.fr
www.wienerberger.fr

INDIA

Wienerberger Brick Industry
Pvt. Ltd.35/1
88/4, Richmond Road, Opp. HDFC Bank,
Bangalore-560 025 Karnataka
T: +91 80 4149 168 2-7
marketing@wienerberger.in
www.wienerberger.in

ITALY

Wienerberger Spa
Via Ringhiera 1
I-40027 Mordano (Bologna)
fraz. Bubano
T: +39 054 25 68 11
italia@wienerberger.com
www.wienerberger.it

GERMANY

Wienerberger GmbH
Oldenburger Allee 26
D-30659 Hannover
T: +49 511 610 70-0
info@wienerberger.de
www.wienerberger.de

HUNGARY

Wienerberger Téglaiipari zRt.
Bártfai u. 34
HU-1119 Budapest
T: +36 1 464 70 30
info@wienerberger.hu
www.wienerberger.hu

DISTRIBUTION OF CLAY PAVERS VIA:

Semmelrock Stein+Design
Burkolatkő Kft.
HU-2364 Ócsa
Bajcsy-Zsilinszky út 108.
T: +36 29 578-112
info@semmelrock.hu
www.semmelrock.hu

LATVIA

Tirdzniecības
pārstāvis Latvijā
T: +371 29 424 586
info@wienerberger.lv
www.wienerberger.lv

LITHUANIA

Wienerberger AB atstovybė
Laisvės pr. 77B
LT 06122, Vilnius
T: +370 5 241 74 35
info@wienerberger.lt
www.wienerberger.lt

THE NETHERLANDS

Wienerberger BV
Verkoop Terca Straatbakstenen
Kijfwaard 10
NL-6911 KE Pannerden
straatbakstenen@wienerberger.com
www.terca-straatbakstenen.nl

NORWAY

Wienerberger AS
Brobekkveien 40
N-0598 Oslo
T: +47 22 07 26 00
info@wienerberger.no
www.wienerberger.no

POLAND

Wienerberger Ceramika Budowlana Sp.z o.o.
ul. Ostrobramska 79
PL-04-175 Warszawa
T: +48 22 514 21 00
office@wienerberger.com.pl
www.wienerberger.pl

DISTRIBUTION OF CLAY PAVERS VIA:

Semmelrock Stein+Design sp. z o.o.
ul. 1 Maja 6
05-340 Kolbiel
Tel. +48 25 756 21 00
informacja@semmelrock.com
www.semmelrock.pl

RUMANIA

Wienerberger
Sisteme de Caramizi SRL
Str. Dr. Staicovici Nr. 75, Et. 5, Sect. 5
RO-050557 Bucuresti
T: +40 21 411 29 33
office@wienerberger.ro
www.wienerberger.ro

DISTRIBUTION OF CLAY PAVERS VIA:

Semmelrock Stein+Design S.R.L.
Str. Palance nr. 2E, Bolintin Vale
Județul Giurgiu RO-085100
T: +40 372 78 26 72 / 73 / 74
www.semmelrock.ro

RUSSIA

Wienerberger Kirpitsch OOO
Russakowskajastr. 13
Bau 1, Bürogebäude „Borodino“, 11. Stock
RU-107140 Moskau
T: +749 5 981 95 20
moscow@wienerberger.com
www.wienerberger.com

SLOVAK REPUBLIC

Wienerberger Slovenské tehelne,
spol s.r.o.
Tehelná 5
SK-95301 Zlate Moravce
T: +421 37 640 90 11
info.sk@wienerberger.com
www.wienerberger.sk

DISTRIBUTION OF CLAY PAVERS VIA:

Semmelrock Stein+Design
Dlažby s.r.o.
Trnavská cesta 3728
SK-926 01 Sered'
T: +421 31 789 05 33
info.sk@semmelrock.com
www.semmelrock.sk

SLOVENIA

Wienerberger Opekarna Ormož D.D.
Opekarniška cesta 5
SI-2270 Ormož
T: +38 62 741 05 20
opekarna@wienerberger.com
www.wienerberger.si

DISTRIBUTION OF CLAY PAVERS VIA:

SEMMELOCK tlakovci d.o.o.
Opekarniška 5
SLO-2270 Ormož
Tel. +386 40 756 484
office@semmelrock.com
www.semmelrock.si

SWEDEN

Wienerberger AB
Flädie
SE-237 91 Bjärred
T: +46 771 42 43 50
info.se@wienerberger.com
www.wienerberger.se

UKRAINE

Wienerberger TOV
Kraynya St 1B
UA-02660 Kyiv
T: +380 445 94 50 46
office@wienerberger.ua
www.wienerberger.ua

UNITED KINGDOM

Wienerberger Ltd
Wienerberger House, Brooks Drive
Cheadle Royal Business Park,
Cheshire, SK8 3SA, UK
T: +44 161 491 82 00
marketing.uk@wienerberger.com
www.wienerberger.co.uk

USA

General Shale Brick
3015 Bristol Highway
Johnson City, TN 37602
USA
T: +1 423 282 46 61
office@generalshale.com
www.generalshale.com

ALL OTHER COUNTRIES

Wienerberger Export Division
Kapel ter Bede 121
B-8500 Kortrijk
T: +32 56 249 583
export@wienerberger.com
http://export.wienerberger.com

HEADQUARTERS

Wienerberger AG
A-1100 Wien, Wienerberg City
Wienerbergstraße 11
T: +43 1 601 92-0
info@wienerberger.com
www.wienerberger.com



garden+place

INTERNATIONAL MAGAZINE
FOR LANDSCAPE DESIGN

#8 | 2013
www.gardenandplace.com

